

Appendix C

Survey

Harrison's Community Hospital Need Assessment 2022

Please complete the Harrison Community Hospital Needs Assessment survey below.

What is your zipcode?

What is your sex?

- What is your race or origin?
- White
 - Black or African American
 - Latino, or Spanish origin
 - American Indian or Alaska Native
 - Asian
 - Native Hawaiian or Other Pacific Islander
 - Two or more races or origins
 - Some other race or origin
 - Prefer not to answer

What is your age?

How do the following issues impact the health of your community?

	Very Negative Impact	Some Negative Impact	No Impact	Some Positive Impact	Very Positive Impact
Access primary healthcare services	<input type="radio"/>	<input type="radio"/>	<input type="radio"/>	<input type="radio"/>	<input type="radio"/>
Access to family healthcare services	<input type="radio"/>	<input type="radio"/>	<input type="radio"/>	<input type="radio"/>	<input type="radio"/>
Access to men's healthcare services	<input type="radio"/>	<input type="radio"/>	<input type="radio"/>	<input type="radio"/>	<input type="radio"/>
Access to specialty medical services	<input type="radio"/>	<input type="radio"/>	<input type="radio"/>	<input type="radio"/>	<input type="radio"/>
Access to mental/behavioral health services	<input type="radio"/>	<input type="radio"/>	<input type="radio"/>	<input type="radio"/>	<input type="radio"/>
Cost of mental/behavioral health services	<input type="radio"/>	<input type="radio"/>	<input type="radio"/>	<input type="radio"/>	<input type="radio"/>
Stigma associated with mental health	<input type="radio"/>	<input type="radio"/>	<input type="radio"/>	<input type="radio"/>	<input type="radio"/>
Access to treatment for Substance Use Disorder	<input type="radio"/>	<input type="radio"/>	<input type="radio"/>	<input type="radio"/>	<input type="radio"/>
Cost of treatment for Substance Use Disorder	<input type="radio"/>	<input type="radio"/>	<input type="radio"/>	<input type="radio"/>	<input type="radio"/>
Stigma associated with Substance Use Disorder	<input type="radio"/>	<input type="radio"/>	<input type="radio"/>	<input type="radio"/>	<input type="radio"/>
Access to in-patient treatment for mental health	<input type="radio"/>	<input type="radio"/>	<input type="radio"/>	<input type="radio"/>	<input type="radio"/>
Access to in-patient Substance Use Disorder	<input type="radio"/>	<input type="radio"/>	<input type="radio"/>	<input type="radio"/>	<input type="radio"/>
Access to medical transportation	<input type="radio"/>	<input type="radio"/>	<input type="radio"/>	<input type="radio"/>	<input type="radio"/>
Cost of medical transportation	<input type="radio"/>	<input type="radio"/>	<input type="radio"/>	<input type="radio"/>	<input type="radio"/>
Access to non-medical/public transportation	<input type="radio"/>	<input type="radio"/>	<input type="radio"/>	<input type="radio"/>	<input type="radio"/>

Cost of non-medical/transportation	<input type="radio"/>	<input type="radio"/>	<input type="radio"/>	<input type="radio"/>	<input type="radio"/>
Access to transportation for individuals with disabilities	<input type="radio"/>	<input type="radio"/>	<input type="radio"/>	<input type="radio"/>	<input type="radio"/>
Access to high-speed Internet services	<input type="radio"/>	<input type="radio"/>	<input type="radio"/>	<input type="radio"/>	<input type="radio"/>
Cost of high-speed Internet services	<input type="radio"/>	<input type="radio"/>	<input type="radio"/>	<input type="radio"/>	<input type="radio"/>
Aging population of the community	<input type="radio"/>	<input type="radio"/>	<input type="radio"/>	<input type="radio"/>	<input type="radio"/>
Access to housing	<input type="radio"/>	<input type="radio"/>	<input type="radio"/>	<input type="radio"/>	<input type="radio"/>
Cost of housing	<input type="radio"/>	<input type="radio"/>	<input type="radio"/>	<input type="radio"/>	<input type="radio"/>
Access to childcare services	<input type="radio"/>	<input type="radio"/>	<input type="radio"/>	<input type="radio"/>	<input type="radio"/>
Cost of childcare services	<input type="radio"/>	<input type="radio"/>	<input type="radio"/>	<input type="radio"/>	<input type="radio"/>
Ability to attract workers to the community	<input type="radio"/>	<input type="radio"/>	<input type="radio"/>	<input type="radio"/>	<input type="radio"/>
Do you see a need for the following in your community?					
	No need	Some need	No opinion either way	Definite need	Extreme need
Additional primary healthcare services	<input type="radio"/>	<input type="radio"/>	<input type="radio"/>	<input type="radio"/>	<input type="radio"/>
Additional family healthcare services	<input type="radio"/>	<input type="radio"/>	<input type="radio"/>	<input type="radio"/>	<input type="radio"/>
Additional men's healthcare services	<input type="radio"/>	<input type="radio"/>	<input type="radio"/>	<input type="radio"/>	<input type="radio"/>
Additional specialty medical services	<input type="radio"/>	<input type="radio"/>	<input type="radio"/>	<input type="radio"/>	<input type="radio"/>
Mental/behavioral health services	<input type="radio"/>	<input type="radio"/>	<input type="radio"/>	<input type="radio"/>	<input type="radio"/>
Education reducing stigma with mental health services	<input type="radio"/>	<input type="radio"/>	<input type="radio"/>	<input type="radio"/>	<input type="radio"/>
Treatment for Substance Use Disorder	<input type="radio"/>	<input type="radio"/>	<input type="radio"/>	<input type="radio"/>	<input type="radio"/>
Education reducing stigma associated with Substance Use Disorder	<input type="radio"/>	<input type="radio"/>	<input type="radio"/>	<input type="radio"/>	<input type="radio"/>
In-patient treatment for mental health	<input type="radio"/>	<input type="radio"/>	<input type="radio"/>	<input type="radio"/>	<input type="radio"/>
In-patient Substance Use Disorder	<input type="radio"/>	<input type="radio"/>	<input type="radio"/>	<input type="radio"/>	<input type="radio"/>
Additional medical transportation	<input type="radio"/>	<input type="radio"/>	<input type="radio"/>	<input type="radio"/>	<input type="radio"/>
Additional non-medical/public transportation	<input type="radio"/>	<input type="radio"/>	<input type="radio"/>	<input type="radio"/>	<input type="radio"/>
Safe or improved sidewalks/walking trails	<input type="radio"/>	<input type="radio"/>	<input type="radio"/>	<input type="radio"/>	<input type="radio"/>
Transportation services for individuals with disabilities	<input type="radio"/>	<input type="radio"/>	<input type="radio"/>	<input type="radio"/>	<input type="radio"/>
Affordable, reliable high-speed Internet services	<input type="radio"/>	<input type="radio"/>	<input type="radio"/>	<input type="radio"/>	<input type="radio"/>
Affordable housing	<input type="radio"/>	<input type="radio"/>	<input type="radio"/>	<input type="radio"/>	<input type="radio"/>
Low-income housing	<input type="radio"/>	<input type="radio"/>	<input type="radio"/>	<input type="radio"/>	<input type="radio"/>
Services for people experiencing homelessness	<input type="radio"/>	<input type="radio"/>	<input type="radio"/>	<input type="radio"/>	<input type="radio"/>
Childcare services	<input type="radio"/>	<input type="radio"/>	<input type="radio"/>	<input type="radio"/>	<input type="radio"/>
Additional social services for senior citizens	<input type="radio"/>	<input type="radio"/>	<input type="radio"/>	<input type="radio"/>	<input type="radio"/>
Additional healthcare services for senior citizens	<input type="radio"/>	<input type="radio"/>	<input type="radio"/>	<input type="radio"/>	<input type="radio"/>
Job skills training/coaching	<input type="radio"/>	<input type="radio"/>	<input type="radio"/>	<input type="radio"/>	<input type="radio"/>
Skilled workers for available positions	<input type="radio"/>	<input type="radio"/>	<input type="radio"/>	<input type="radio"/>	<input type="radio"/>

Do you have primary care provider?	<input type="radio"/> Yes <input type="radio"/> No
Please share final thoughts about the health of the community.	<input type="text"/>
<input type="button" value="Submit"/>	

Data Exports, Reports, and Stats

Number of results returned: **260**

Total number of records queried: 260

All data (all records and fields)

What is your zipcode? *(what_is_your_zipcode)*

Total Count (N)	Missing*
259	1 (0,4%)

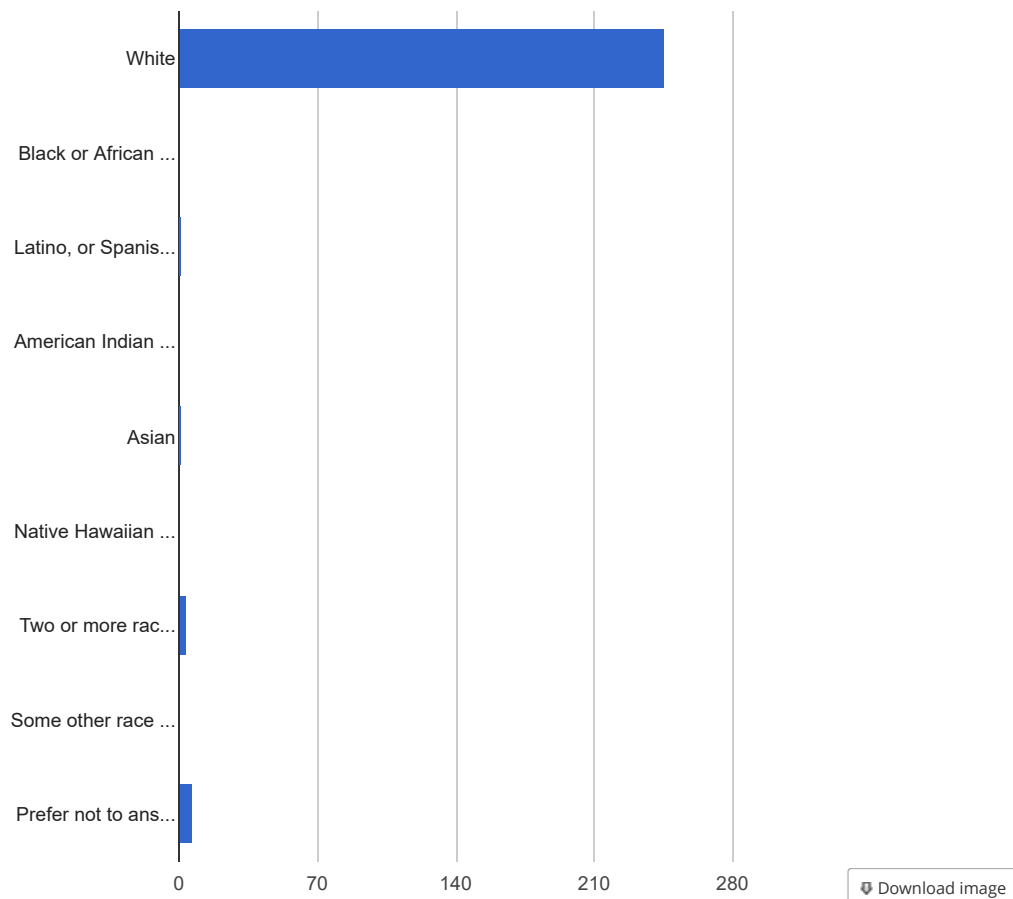
What is your sex? *(sex)*

Total Count (N)	Missing*
259	1 (0,4%)

What is your race or origin? *(race)*

Total Count (N)	Missing*	Unique
258	2 (0,8%)	5

Counts/frequency: White (245, 95,0%), Black or African American (0, 0,0%), Latino, or Spanish origin (1, 0,4%), American Indian or Alaska Native (0, 0,0%), Asian (1, 0,4%), Native Hawaiian or Other Pacific Islander (0, 0,0%), Two or more races or origins (4, 1,6%), Some other race or origin (0, 0,0%), Prefer not to answer (7, 2,7%)



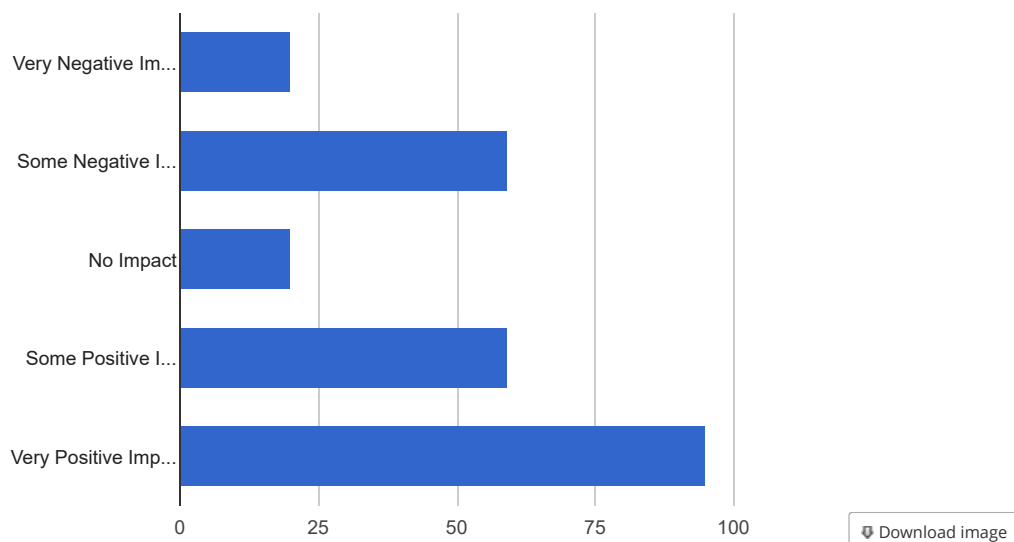
What is your age? *(age)*

Total Count (N)	Missing*
220	40 (15,4%)

Access primary healthcare services *(access_primary_healthcare)*

Total Count (N)	Missing*	Unique
253	7 (2,7%)	5

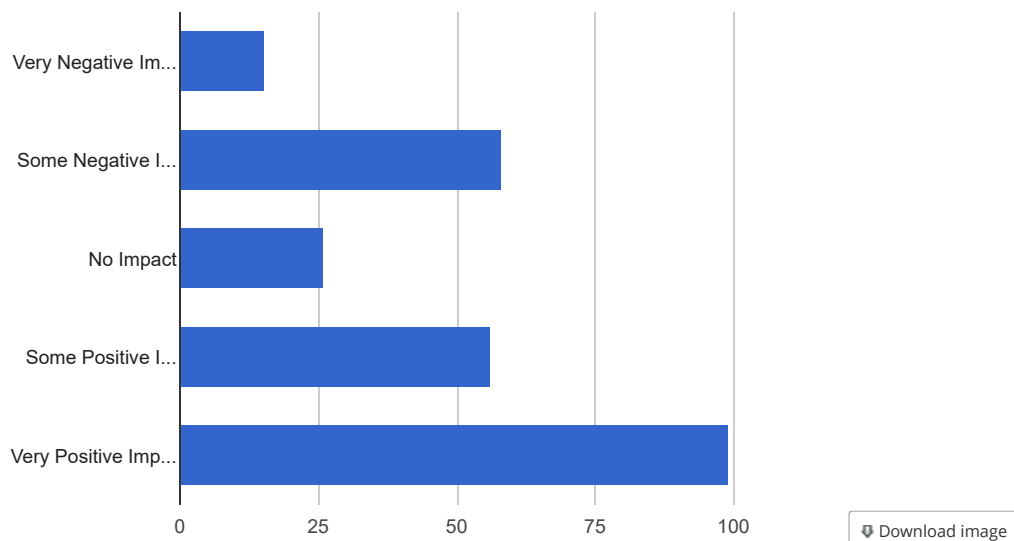
Counts/frequency: Very Negative Impact (20, 7,9%), Some Negative Impact (59, 23,3%), No Impact (20, 7,9%), Some Positive Impact (59, 23,3%), Very Positive Impact (95, 37,5%)



Access to family healthcare services *(access_to_family_healthcar)*

Total Count (N)	Missing*	Unique
254	6 (2.3%)	5

Counts/frequency: Very Negative Impact (15, 5.9%), Some Negative Impact (58, 22.8%), No Impact (26, 10.2%), Some Positive Impact (56, 22.0%), Very Positive Impact (99, 39.0%)



Access to men's healthcare services *(access_to_men_s_healthcare)*

Total Count (N)	Missing*	Unique
248	12 (4.6%)	5

Counts/frequency: Very Negative Impact (12, 4.8%), Some Negative Impact (56, 22.6%), No Impact (65, 26.2%), Some Positive Impact (44, 17.7%), Very Positive Impact (71, 28.6%)



Access to specialty medical services *(access_to_specialty_medica)*

Total Count (N)	Missing*	Unique
254	6 (2,3%)	5

Counts/frequency: Very Negative Impact (36, 14,2%), Some Negative Impact (63, 24,8%), No Impact (28, 11,0%), Some Positive Impact (53, 20,9%), Very Positive Impact (74, 29,1%)



Access to mental/behavioral health services *(access_to_mental_behaviora)*

Total Count (N)	Missing*	Unique
250	10 (3,8%)	5

Counts/frequency: Very Negative Impact (61, 24,4%), Some Negative Impact (58, 23,2%), No Impact (31, 12,4%), Some Positive Impact (32, 12,8%), Very Positive Impact (68, 27,2%)



Cost of mental/behavioral health services *(cost_of_mental_behavioral)*

Total Count (N)	Missing*	Unique
250	10 (3,8%)	5

Counts/frequency: Very Negative Impact (78, 31,2%), Some Negative Impact (70, 28,0%), No Impact (31, 12,4%), Some Positive Impact (20, 8,0%), Very Positive Impact (51, 20,4%)



Stigma associated with mental health *(stigma_associated_with_men)*

Total Count (N)	Missing*	Unique
252	8 (3,1%)	5

Counts/frequency: Very Negative Impact (81, 32,1%), Some Negative Impact (71, 28,2%), No Impact (40, 15,9%), Some Positive Impact (22, 8,7%), Very Positive Impact (38, 15,1%)



Access to treatment for Substance Use Disorder *(access_to_treatment_for_su)*

Total Count (N)	Missing*	Unique
249	11 (4,2%)	5

Counts/frequency: Very Negative Impact (62, 24,9%), Some Negative Impact (64, 25,7%), No Impact (37, 14,9%), Some Positive Impact (31, 12,4%), Very Positive Impact (55, 22,1%)



Cost of treatment for Substance Use Disorder *(cost_of_treatment_for_subs)*

Total Count (N)	Missing*	Unique
247	13 (5,0%)	5

Counts/frequency: Very Negative Impact (73, 29,6%), Some Negative Impact (65, 26,3%), No Impact (41, 16,6%), Some Positive Impact (26, 10,5%), Very Positive Impact (42, 17,0%)



Stigma associated with Substance Use Disorder *(stigma_associated_with_sub)*

Total Count (N)	Missing*	Unique
249	11 (4,2%)	5

Counts/frequency: Very Negative Impact (90, 36,1%), Some Negative Impact (62, 24,9%), No Impact (39, 15,7%), Some Positive Impact (22, 8,8%), Very Positive Impact (36, 14,5%)



Access to in-patient treatment for mental health *(access_to_in_patient_treat)*

Total Count (N)	Missing*	Unique
247	13 (5,0%)	5

Counts/frequency: Very Negative Impact (84, 34,0%), Some Negative Impact (50, 20,2%), No Impact (33, 13,4%), Some Positive Impact (30, 12,1%), Very Positive Impact (50, 20,2%)



Access to in-patient Substance Use Disorder *(access_to_in_patient_subst)*

Total Count (N)	Missing*	Unique
248	12 (4,6%)	5

Counts/frequency: **Very Negative Impact** (79, 31,9%), **Some Negative Impact** (53, 21,4%), **No Impact** (35, 14,1%), **Some Positive Impact** (30, 12,1%), **Very Positive Impact** (51, 20,6%)



Access to medical transportation (access_to_medical_transpor)

Total Count (N)	Missing*	Unique
251	9 (3,5%)	5

Counts/frequency: **Very Negative Impact** (37, 14,7%), **Some Negative Impact** (53, 21,1%), **No Impact** (52, 20,7%), **Some Positive Impact** (45, 17,9%), **Very Positive Impact** (64, 25,5%)



Cost of medical transportation (cost_of_medical_transporta)

Total Count (N)	Missing*	Unique
252	8 (3,1%)	5

Counts/frequency: **Very Negative Impact** (63, 25,0%), **Some Negative Impact** (67, 26,6%), **No Impact** (50, 19,8%), **Some Positive Impact** (25, 9,9%), **Very Positive Impact** (47, 18,7%)



Access to non-medical/public transportation (access_to_non_medical_publ)

Total Count (N)	Missing*	Unique
252	8 (3,1%)	5

Counts/frequency: **Very Negative Impact** (74, 29,4%), **Some Negative Impact** (58, 23,0%), **No Impact** (42, 16,7%), **Some Positive Impact** (30, 11,9%), **Very Positive Impact** (48, 19,0%)



Cost of non-medical/transportation (cost_of_non_medical_transp)

Total Count (N)	Missing*	Unique
247	13 (5,0%)	5

Counts/frequency: Very Negative Impact (70, 28,3%), Some Negative Impact (61, 24,7%), No Impact (54, 21,9%), Some Positive Impact (25, 10,1%), Very Positive Impact (37, 15,0%)



Access to transportation for individuals with disabilities *(access_to_transportation_f)*

Total Count (N)	Missing*	Unique
244	16 (6,2%)	5

Counts/frequency: Very Negative Impact (51, 20,9%), Some Negative Impact (59, 24,2%), No Impact (41, 16,8%), Some Positive Impact (37, 15,2%), Very Positive Impact (56, 23,0%)



Access to high-speed Internet services *(access_to_high_speed_inter)*

Total Count (N)	Missing*	Unique
251	9 (3,5%)	5

Counts/frequency: Very Negative Impact (55, 21,9%), Some Negative Impact (60, 23,9%), No Impact (28, 11,2%), Some Positive Impact (43, 17,1%), Very Positive Impact (65, 25,9%)



Cost of high-speed Internet services *(cost_of_high_speed_interne)*

Total Count (N)	Missing*	Unique
252	8 (3,1%)	5

Counts/frequency: Very Negative Impact (63, 25,0%), Some Negative Impact (84, 33,3%), No Impact (40, 15,9%), Some Positive Impact (21, 8,3%), Very Positive Impact (44, 17,5%)



Aging population of the community *(aging_population_of_the_co)*

Total Count (N)	Missing*	Unique
250	10 (3,8%)	5

Counts/frequency: Very Negative Impact (22, 8,8%), Some Negative Impact (79, 31,6%), No Impact (67, 26,8%), Some Positive Impact (35, 14,0%), Very Positive Impact (47, 18,8%)



Access to housing *(access_to_housing)*

Total Count (N)	Missing*	Unique
249	11 (4,2%)	5

Counts/frequency: Very Negative Impact (55, 22,1%), Some Negative Impact (77, 30,9%), No Impact (46, 18,5%), Some Positive Impact (21, 8,4%), Very Positive Impact (50, 20,1%)



Cost of housing *(cost_of_housing)*

Total Count (N)	Missing*	Unique
253	7 (2,7%)	5

Counts/frequency: Very Negative Impact (82, 32,4%), Some Negative Impact (74, 29,2%), No Impact (32, 12,6%), Some Positive Impact (20, 7,9%), Very Positive Impact (45, 17,8%)



Access to childcare services *(access_to_childcare_servic)*

Total Count (N)	Missing*	Unique
249	11 (4,2%)	5

Counts/frequency: Very Negative Impact (49, 19,7%), Some Negative Impact (66, 26,5%), No Impact (51, 20,5%), Some Positive Impact (32, 12,9%), Very Positive Impact (51, 20,5%)



Cost of childcare services *(cost_of_childcare_services)*

Total Count (N)	Missing*	Unique
249	11 (4,2%)	5

Counts/frequency: Very Negative Impact (74, 29,7%), Some Negative Impact (66, 26,5%), No Impact (42, 16,9%), Some Positive Impact (23, 9,2%), Very Positive Impact (44, 17,7%)



Ability to attract workers to the community *(ability_to_attract_workers)*

Total Count (N)	Missing*	Unique
243	17 (6,5%)	5

Counts/frequency: Very Negative Impact (52, 21,4%), Some Negative Impact (72, 29,6%), No Impact (34, 14,0%), Some Positive Impact (31, 12,8%), Very Positive Impact (54, 22,2%)



Additional primary healthcare services *(additional_primary_healthc)*

Total Count (N)	Missing*	Unique
256	4 (1,5%)	5

Counts/frequency: No need (5, 2,0%), Some need (37, 14,5%), No opinion either way (33, 12,9%), Definite need (107, 41,8%), Extreme need (74, 28,9%)



Additional family healthcare services *(additional_family_healthca)*

Total Count (N)	Missing*	Unique
256	4 (1,5%)	5

Counts/frequency: No need (5, 2,0%), Some need (40, 15,6%), No opinion either way (35, 13,7%), Definite need (104, 40,6%), Extreme need (72, 28,1%)



Additional men's healthcare services *(additional_men_s_healthcar)*

Total Count (N)	Missing*	Unique
254	6 (2,3%)	5

Counts/frequency: No need (6, 2,4%), Some need (33, 13,0%), No opinion either way (80, 31,5%), Definite need (89, 35,0%), Extreme need (46, 18,1%)



Additional specialty medical services *(additional_specialty_medic)*

Total Count (N)	Missing*	Unique
257	3 (1,2%)	5

Counts/frequency: No need (5, 1,9%), Some need (28, 10,9%), No opinion either way (42, 16,3%), Definite need (97, 37,7%), Extreme need (85, 33,1%)



Mental/behavioral health services *(mental_behavioral_health_s)*

Total Count (N)	Missing*	Unique
254	6 (2,3%)	5

Counts/frequency: No need (5, 2,0%), Some need (14, 5,5%), No opinion either way (26, 10,2%), Definite need (98, 38,6%), Extreme need (111, 43,7%)



Education reducing stigma with mental health services *(education_reducing_stigma)*

Total Count (N)	Missing*	Unique
256	4 (1,5%)	5

Counts/frequency: No need (3, 1,2%), Some need (16, 6,3%), No opinion either way (40, 15,6%), Definite need (108, 42,2%), Extreme need (89, 34,8%)



Treatment for Substance Use Disorder *(treatment_for_substance_us)*

Total Count (N)	Missing*	Unique
258	2 (0,8%)	5

Counts/frequency: No need (2, 0,8%), Some need (17, 6,6%), No opinion either way (37, 14,3%), Definite need (100, 38,8%), Extreme need (102, 39,5%)



Education reducing stigma associated with Substance Use Disorder *(education_stigma)*

Total Count (N)	Missing*	Unique
257	3 (1,2%)	5

Counts/frequency: No need (3, 1,2%), Some need (16, 6,2%), No opinion either way (48, 18,7%), Definite need (97, 37,7%), Extreme need (93, 36,2%)



In-patient treatment for mental health *(in_patient_treatment_for_m)*

Total Count (N)	Missing*	Unique
254	6 (2,3%)	5

Counts/frequency: No need (4, 1,6%), Some need (12, 4,7%), No opinion either way (39, 15,4%), Definite need (91, 35,8%), Extreme need (108, 42,5%)



In-patient Substance Use Disorder *(in_patient_substance_use_d)*

Total Count (N)	Missing*	Unique
256	4 (1,5%)	5

Counts/frequency: No need (3, 1,2%), Some need (12, 4,7%), No opinion either way (45, 17,6%), Definite need (101, 39,5%), Extreme need (95, 37,1%)



Additional medical transportation *(additional_medical_transpo)*

Total Count (N)	Missing*	Unique
252	8 (3,1%)	5

Counts/frequency: No need (2, 0,8%), Some need (21, 8,3%), No opinion either way (53, 21,0%), Definite need (91, 36,1%), Extreme need (85, 33,7%)



Additional non-medical/public transportation *(additional_non_medical_pub)*

Total Count (N)	Missing*	Unique
254	6 (2,3%)	5

Counts/frequency: No need (2, 0,8%), Some need (17, 6,7%), No opinion either way (47, 18,5%), Definite need (95, 37,4%), Extreme need (93, 36,6%)



Safe or improved sidewalks/walking trails *(safe_or_improved_sidewalks)*

Total Count (N)	Missing*	Unique
258	2 (0,8%)	5

Counts/frequency: No need (11, 4,3%), Some need (32, 12,4%), No opinion either way (63, 24,4%), Definite need (86, 33,3%), Extreme need (66, 25,6%)



Transportation services for individuals with disabilities *(transportation_services_fo)*

Total Count (N)	Missing*	Unique
255	5 (1,9%)	5

Counts/frequency: No need (4, 1,6%), Some need (22, 8,6%), No opinion either way (46, 18,0%), Definite need (100, 39,2%), Extreme need (83, 32,5%)



Affordable, reliable high-speed Internet services *(affordable_reliable_high_s)*

Total Count (N)	Missing*	Unique
257	3 (1,2%)	5

Counts/frequency: No need (2, 0,8%), Some need (21, 8,2%), No opinion either way (28, 10,9%), Definite need (88, 34,2%), Extreme need (118, 45,9%)



Affordable housing *(affordable_housing)*

Total Count (N)	Missing*	Unique
257	3 (1,2%)	5

Counts/frequency: No need (3, 1,2%), Some need (16, 6,2%), No opinion either way (28, 10,9%), Definite need (101, 39,3%), Extreme need (109, 42,4%)



Low-income housing *(low_income_housing)*

Total Count (N)	Missing*	Unique
255	5 (1,9%)	5

Counts/frequency: No need (5, 2,0%), Some need (23, 9,0%), No opinion either way (47, 18,4%), Definite need (83, 32,5%), Extreme need (97, 38,0%)



Services for people experiencing homelessness *(services_for_people_experi)*

Total Count (N)	Missing*	Unique
257	3 (1,2%)	5

Counts/frequency: No need (4, 1,6%), Some need (34, 13,2%), No opinion either way (37, 14,4%), Definite need (87, 33,9%), Extreme need (95, 37,0%)



Childcare services *(childcare_services)*

Total Count (N)	Missing*	Unique
253	7 (2,7%)	5

Counts/frequency: No need (5, 2,0%), Some need (20, 7,9%), No opinion either way (47, 18,6%), Definite need (91, 36,0%), Extreme need (90, 35,6%)



Additional social services for senior citizens *(additional_social_services)*

Total Count (N)	Missing*	Unique
256	4 (1,5%)	5

Counts/frequency: No need (5, 2,0%), Some need (28, 10,9%), No opinion either way (41, 16,0%), Definite need (92, 35,9%), Extreme need (90, 35,2%)



Additional healthcare services for senior citizens *(additional_healthcare_serv)*

Total Count (N)	Missing*	Unique
258	2 (0,8%)	5

Counts/frequency: No need (4, 1,6%), Some need (21, 8,1%), No opinion either way (45, 17,4%), Definite need (97, 37,6%), Extreme need (91, 35,3%)



Job skills training/coaching *(job_skills_training_coachi)*

Total Count (N)	Missing*	Unique
254	6 (2,3%)	5

Counts/frequency: No need (5, 2,0%), Some need (23, 9,1%), No opinion either way (59, 23,2%), Definite need (102, 40,2%), Extreme need (65, 25,6%)



Skilled workers for available positions *(skilled_workers_for_availa)*

Total Count (N)	Missing*	Unique
252	8 (3,1%)	5

Counts/frequency: No need (4, 1,6%), Some need (21, 8,3%), No opinion either way (36, 14,3%), Definite need (99, 39,3%), Extreme need (92, 36,5%)



Do you have primary care provider? (do_you_have_primary_care_p)

Total Count (N)	Missing*	Unique
257	3 (1,2%)	2

Counts/frequency: Yes (237, 92,2%), No (20, 7,8%)



If no, please indicate the barriers to obtaining primary care provider (indicate_barrier)

Total Count (N)	Missing*
17	243 (93,5%)

Please share final thoughts about the health of the community. (please_share_final_thought)

Total Count (N)	Missing*
94	166 (63,8%)

Complete? (harrisons_community_hospital_need_assessment_2022_complete)

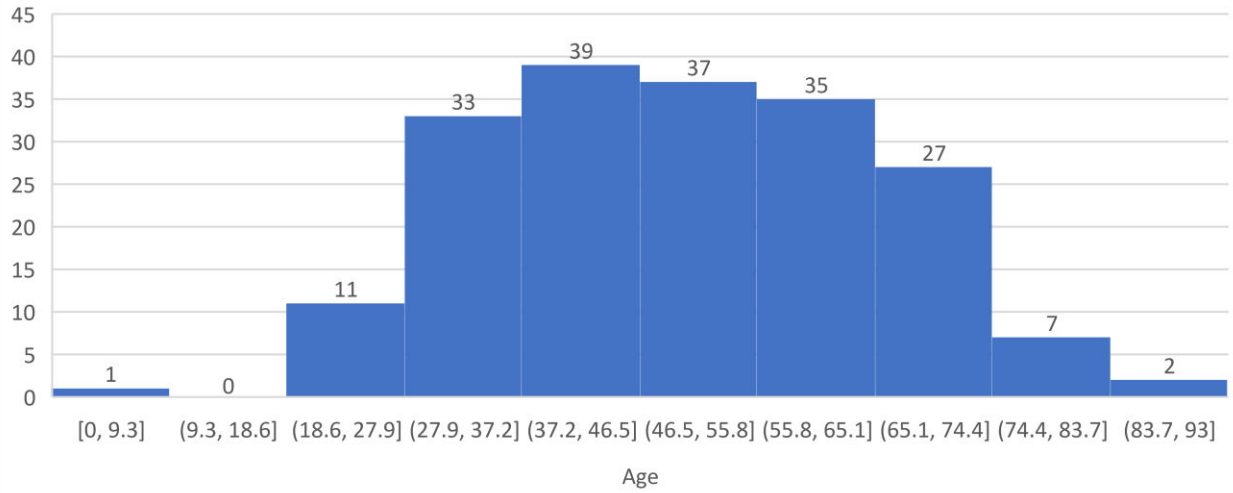
Total Count (N)	Missing*	Unique
260	0 (0,0%)	1

Counts/frequency: Incomplete (0, 0,0%), Unverified (0, 0,0%), Complete (260, 100,0%)

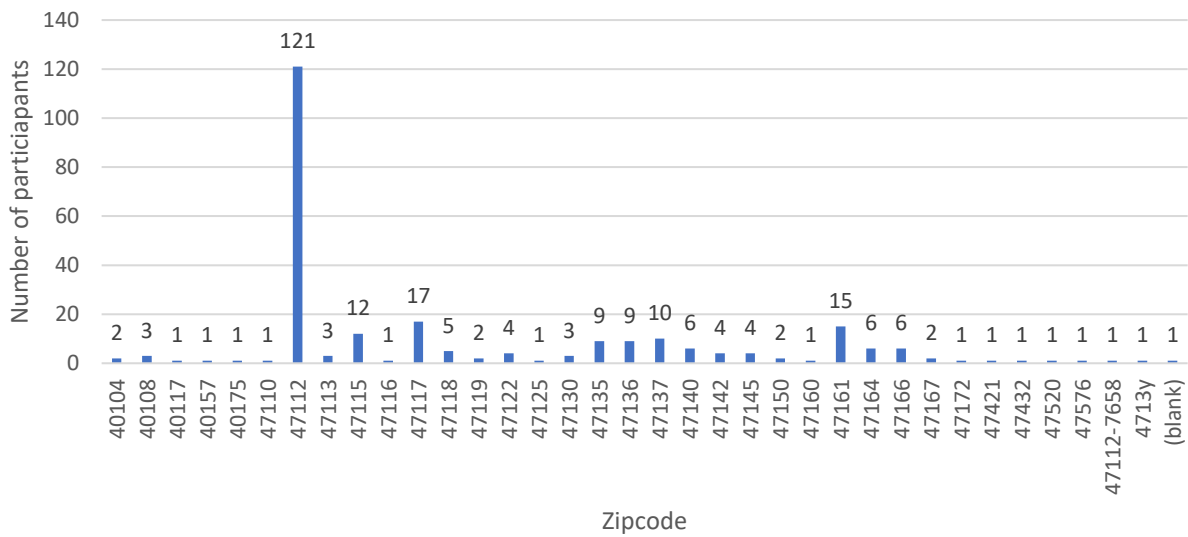


* Note: Values listed as 'Missing' may include records with a Missing Data Code (if Missing Data Codes are defined).

Respondent Age Distribution



Respondent Zipcodes



How do the following issues impact the health of your community?

Issues	Response					Results			
	Very Negative	Some negative	No Impact	Some Positive	Very positive	TOTAL RESPONSES	SUM TOTAL	WEIGHTED AVERAGE	
		Impact		Impact					
Stigma associated with Substance Use Disorder	90	62	39	22	36	249	599	2.41	
Stigma associated with mental health	81	71	40	22	38	252	621	2.46	
Cost of housing	82	74	32	20	45	253	631	2.49	
Cost of mental/behavioral health services	78	70	31	20	51	250	646	2.58	
Cost of childcare services	74	66	42	23	44	249	644	2.59	
Access to transportation for individuals with disabilities	70	61	54	25	37	247	639	2.59	
Cost of treatment for Substance Use Disorder	73	65	41	26	42	247	640	2.59	
Aging population of the community	63	84	40	21	44	252	655	2.60	
Access to in-patient treatment for mental health	84	50	33	30	50	247	653	2.64	
Access to in-patient Substance Use Disorder	79	53	35	30	51	248	665	2.68	
Cost of non-medical/transportation	74	58	42	30	48	252	676	2.68	
Access to non-medical/public transportation	63	67	50	25	47	252	682	2.71	
Access to housing	55	77	46	21	50	249	681	2.73	
Access to treatment for Substance Use Disorder	62	64	37	31	55	249	700	2.81	
Ability to attract workers to the community	52	72	34	31	54	243	692	2.85	
Access to childcare services	49	66	51	32	51	249	717	2.88	
Access to high-speed Internet services	51	59	41	37	56	244	720	2.95	
Access to mental/behavioral health services	61	58	31	32	68	250	738	2.95	
Cost of high-speed Internet services	55	60	28	43	65	251	756	3.01	
Aging population of the community	22	79	67	35	47	250	756	3.02	
Cost of medical transportation	37	53	52	45	64	251	799	3.18	
Access to specialty medical services	36	63	28	53	74	254	828	3.26	
Access to men's healthcare services	12	56	65	44	71	248	850	3.43	
Access primary healthcare services	20	59	20	59	95	253	909	3.59	
Access to family healthcare services	15	58	26	56	99	254	928	3.65	

Do you see a need for the following in your community?

	Response					Results	
	No need	Some need	No opinion either way	Definite need	Extreme need	Weighted total	Average weighted total
Affordable, reliable high-speed Internet services	2	18	22	79	105	945	4.18
Affordable housing	3	14	22	89	98	943	4.17
Mental/behavioral health services	5	14	22	83	100	931	4.16
In-patient treatment for mental health	4	12	34	77	96	918	4.12
In-patient Substance Use Disorder	3	12	41	86	86	924	4.05
Additional non-medical/public transportation	2	15	40	81	85	901	4.04
Education reducing stigma with mental health services	3	16	32	94	80	907	4.03
Treatment for Substance Use Disorder	2	16	33	84	92	929	4.03
Skilled workers for available positions	4	18	32	87	84	904	4.02
Education reducing stigma associated with Substance Use Disorder	3	16	39	86	82	906	4.01
Additional healthcare services for senior citizens	4	17	36	86	84	910	4.01
Childcare services	4	18	39	80	82	887	3.98
Low-income housing	5	21	39	75	85	889	3.95
Additional medical transportation	2	20	42	82	75	871	3.94
Additional social services for senior citizens	6	22	35	80	83	890	3.94
Transportation services for individuals with disabilities	4	21	40	83	77	883	3.92
Services for people experiencing homelessness	4	30	33	73	86	885	3.92
Additional specialty medical services	5	27	33	85	76	878	3.88
Additional primary healthcare services	5	31	26	96	68	869	3.85
Additional family healthcare services	6	31	29	93	67	862	3.81
Job skills training/coaching	5	21	52	86	60	847	3.75
Additional men's healthcare services	6	28	70	41	79	831	3.71
Safe or improved sidewalks/walking trails	11	28	56	70	62	825	3.63

Open Comments

our doctors are ageing and retiring, we need new ones now.
Desperately need low income housing, shelter for homeless patients, transportation services for indigent and aging, treatment center for substance/drug abuse patients.
Good
There needs to be more physicians to choose from. The physicians also need to stop dropping patients if they haven't been seen in three years. Healthy people are being punished for not going to doctor and then when they need to go, the physician won't see them because they haven't been in the office for three years. It's very frustrating when you try to stay healthy and that one time when you do get sick, you can't get anyone to help
dire need for more mental health services
I am a disabled queer person in the community. I can only work part time because of my disability. With that in mind, I can only make so much money, and because it is so hard to get on disability in this country if you don't have a visible disorder, it becomes very very difficult for me to live. I work in Corydon, I used to live in Corydon, but I had to move to Jeffersonville to find cheaper housing. It is so hard to afford getting to work and back with gas prices. I can't afford anything other than food and gas. I can't afford therapy for my C-PTSD and ASD. I can't afford glasses or to get my wisdom teeth removed. I can't afford physical therapy for my chronic pain. I'm 20 years old and I have to walk with a cane. I'm not the only one that's struggling either. I know so many hoosiers who have the same complaints that I have, including my own family. My grandmother had to save for 3 years to afford to go to the dentist. She can't afford to get her knee replaced. My retired grandmother can't afford to be living her best years after working more than 50 years. It's exhausting and quite frankly humiliating how hard it is to live in Indiana, let alone America. It needs to change and I'm frustrated.
Hospital needs more specialist on staff 24/7 like a radiologist, need more local drs in the ER , urgent care needs more evening and night hours.
Keep working on it
The mental health crisis is growing with need. The amount of EDO's obtained is increasing and people are on waiting list. We need an inpatient bx health facility in our county so that families do not have to drive 45 minutes to the nearest behavioral health facility.
could use more mental health providers, child care services, and affordable/low income housing, especially in North Harrison Community School district.
Where are the providers. Everyone is leaving HCH because can't get apt with any primary care. Going to new Albany. Without primary care no need for hospital
Fair key average, mental health must be addressed, seniors, housing.
Mental health care is a crisis in the community that is linked to the substance abuse and other things such as homelessness and unemployment.
I miss my doctor Clunie and now Melissa is leaving really don't want to change doctors
Housing market has had an impact on the mental health of the community
unfortanely our community and hospital has very limited resources for speciality care and in general that our community could benefit from a free standing ER on the southwest end of the county
Serious lack of childcare options, especially affordable ones. I pay \$360 a week!!!! That is for 3 children. There is a lack of affordable housing and an absolute horrendous choice in mental health care. Life spring should not be the only option.
too many drugs in community and too much drug exposure to teens and younger

My county is one of the poorest in the state. Limited mental and substance abuse healthcare as well as no specialist healthcare. Folks have to travel outside the county for these services. Most folks on government food assistance, purchase mostly junk foods at the store and a very urgent need for education in that area is needed. There are so many people just on my road alone who have no running water, electricity, or septic systems! Very detrimental to public health!

Overall, we are doing well, but transportation, mental health, child care, and substance abuse seem to be continuing challenges for us.

Primary care MD's are a critical need in Corydon. Geriatric MD needed.

Either alone or in partnership with other organizations, Harrison County Hospital should bring more mental health and substance abuse help to the county. There is also a need to provide more in-hospital specialty

We need more primary care provider, ours has left and I see a nurse practitioner. We need lower price housing for senior citizens, and maybe a water park for the younger ones

We are slowly making progress in healthy outdoor activities

Very sad at this time.

Need more focus on mental health issues and help

We rank near the bottom in health risk factors/health quality in the state of Indiana

We should always be striving to make Healthcare more affordable and accessible

Aging impact on svcs available vs families need to work.

Services particularly in need for behavioral and mental health of our youth

There are always requests from people looking to find a pcp because no one is accepting new patients. Need mental health help and drug awareness programs.

I have found it to be increasingly difficult to get appointments for my children and I for check ups and sick visits. This has become extremely frustrating. I have no particular complaints about the providers we see but It is obvious they are on a time crunch when seeing patients and are unable to spend a fair amount of time and

Trade school/training would be nice.

Mental health for our young adolescence is a need.

Find Dr. Clunie's replacement.

I didn't understand the first question so I left it blank. I think those better access to care and services would help the community. Everything doesn't have to be free, but consumers need more transparency about cost, in

Please look at surrounding county's that feed into HCH as well.

I feel Crawford County is moving in the right direction. We have an economic development person working hard in moving people forward and access to healthcare is a huge issue for everyone. We could use more young people and part of attracting them is access to healthcare and amenities such as trails and education. Thanks for looking into this issue!

In the southern part of our county there is no access to any high speed internet, and i do believe this should be available to everyone!

We need help!

We definitely need additional healthcare options in our community. Though primary care and urgent care are probably the most pressing needs, we need enough of every type of healthcare that I don't think there's pretty much anything that wouldn't help.

Need more health care the health of the community has declined

fairly stable

Major need for mental health services that are affordable for the low/middle class

Definitely need substance abuse treatment centers!

Need more physicians

In this world, at the moment, nothing is affordable. For my family, I personally would love to have other mental health options for in or out patient care in Harrison County. Also, it is a major need for apartments or rentals with more than 2 bedrooms that are affordable for families.

Finding a Healthcare provider that is accepting new patients is rare. It should not be that way. Also, dental Healthcare for children in the area needs to grow. What is available in Corydon is not actually helping kids.

If too much help is put it people become dependent on it. But the county does need more help in the areas of senior citizens and the disabled and the disabled because that is something that people do not have physical control over and you're not growing old or being coming disabled because you're lazy although there are a lot of lazy people who draw disability somehow or another. It would also be nice if there were more social workers out there to help disabled and seniors and work with him on trying to get their disability trying to leave them to assistance and coaching them on how to get their disability or social security also assistance for people who do you not understand taxes to help them follow through with filing their taxes the cost of filing taxes is so ridiculous is so ridiculous I know someone who hasn't filed taxes in 3 years because he can't afford to because he can't afford to and that's money he's losing that's money he's losing that's hung up in limbo it's just kind of hung

From experience, I know 100% that Harrison County needs a mental health facility for inpatient (not solely for substance abuse, but all mental health issues) as well as a need for more outpatient options. Also, need help with low income housing for people in 20's, 30's, 40's and 50's who are ill, but do not qualify for SSI. Also, we need places for these people to work to contribute to our community. These places need to be supportive of persons with mental health challenges so that they are able to work and contribute. Also, a big need is no kill animal services and prevention and prosecution for animal neglect, abuse. Also we need more police presence in schools and community as a whole to combat illegal drug traffic and violence. All of this effects the health of our

I believe the community meets several needs, but there is still unmet needs. I have seen a few homeless people around Corydon and know there has to be more. There is such a huge need for additional childcare for older school-age students as well as preschool children.

Insurance costs are out of control. Even with insurance I can't afford the deductible to get needed health issues taken care of. Substance abuse victims have to find treatment out of town which in turn causes transportation issues. Services within the county are few and take weeks or months to get scheduled.

Fat and lazy-our future health outcomes will be poor.

Money needs to be spent on services that are part of harrison county but outside the town of corydon!

Mental health availability is needed.

Many of the issues addressed here I am not familiar with regarding their impact on the community as I haven't some face to face with it in my own life. I know from a healthcare perspective, much has changed in our community with the exits, retirements, etc of primary care physicians. This is one of our greatest and most pressing needs. With regard to transportation, I know that Blue River Services does a good job of trying to get people where they need to go but I feel like a lot of people still are not aware of what they provide. Again, staffing there is an issue as well. The elderly really need help in this community with understanding paperwork that needs filled out for assistance, etc. It's a lot sometimes. The hospital needs more directory signs outside to direct people where services are provided and they need to put address #s on the building to distinguish

More education for younger kids. For young adults, the older PCPs need to actually take more time to & listen in appts - not everything is stress. Help our aging population. Give access to those suffering addiction or mental issues some additional resources.

PCP offices are backed up, not taking new patients so a lot of times urgent care becomes the PCP. There are no mental health providers for the community (or none I am aware of), childcare in licensed daycares for children under 1 needed. Transportation for seniors going to PCP appts, tests, etc. do not exist. BRS is backed up and do not have enough drivers. Southeast Trans for MCD recipients is a joke. Appts are scheduled and they cancel without notice or with too little notice to get an alternate ride.

We desperately need more primary care providers

No affordable substance abuse treatment even with Louisville near by
If one has more serious health problems, we have to go to New Albany or Louisville. Sometimes it is very hard to get to Louisville.
This area needs PCP that will take insurance and new pt. Too many PCP/NP have left in the past few months? Why are they leaving and nobody coming in to replace?
I go to Louisville for all my healthcare needs. Internal Medicine is my primary provider. We need more internal medicine geriatric care providers.
We need more than one psychiatrist in the area. The only one we have is at lifesprings and it's very difficult to get into them. I think overall we have mental health care providers that are great, but we cannot support the mental health needs in the respect of medication management. We also need more FEMALE healthcare. We have 2 providers in the area, and it makes it difficult to get into. While we have a lot of PCP that will assist with female health issues, I believe we need more than the two OBGYN's, although the two we have are great!
Need to up the healthcare personnel pay and try to keep them from leaving and going else where. Start paying what up town hospital are paying. Outside talk about the hospital is they would not take a dog to this ER, they are rude and the doctors act like all you want is drugs, and they are very rude also. Maybe you need to look and this problems also. have and start paying more to get better or enough help for the the hopital and PCP. Look at the Administration pay, do they need as much pay as they are getting. Pay they workers that work hard not the office staff that sets around and looks pretty
HCH is over priced compared to others in the area.
Increase the pay of the employees you do have and we will stay
Mostly OK, but too expensive
Need mental healthcare services and promotion to educate mental healthcare providers
Planned Parenthood has been closed. It's very needed service. Educate the kids more not just one health class
poor to fair
Need more doctors
Lack of MDs that are taking new patients
We need affordable and accessible healthcare. We need more sidewalks and more NATURE! No more cutting down trees. We need less traffic in downtown Corydon. We need the animal shelter to have funding because they stray animal/sick animal/animals in general in this community are in need of help.
Blue River Transportation does not cover enough area. There are no buses that will pick up in rural areas and route through Floyd County or Louisville, Kentucky.
Need additional health care facility in Crawford county
why do you not have a pharmacist on your board? they are the single most accessible healthcare practiontioner and require representation on this board.
Why don't ambulances take patients to another hospital instead of Harrison county hospital?
way more need than available services
very important
The biggest improvement needed is access to mental health care. There are not a lot of choices in the community. It is hard to find that care from someone you don't know or who may not have a bias opinion towards you. Education about mental health is needed along with a diverse and open source for help.
Population getting older, too much drug abuse in younger people.
HCH should have even more specialty doctors in house instead of referring services to other facilities
We have had a lot of primary care providers leave the area. We have a lot of people trying to find doctors in order to continue medications and some providers are not taking new patients or the appointments months away leaving people without medication.
definite need for drug, mental health tx and education
need to have nutrition classes available, not just for diabetes

There is always room for improvement but we have some really great resources also
These views are for South Harrison County.
Have not used Harrison County Hospital, but have several doctors in Corydon.
Fair. improve ER - More training
Grateful for our hospital & new substance abuse treatment facilities.